

GOVERNMENT OF PUNJAB


TECHNICAL EDUCATION & VOCATIONAL  
TRAINING AUTHORITY



CURRICULUM FOR

**MATRIC VOCATIONAL**  
(Garment Group)  
(2 – Years Course)

**For Hearing Impaired Students**



CURRICULUM SECTION  
**ACADEMICS DEPARTMENT**

96-H, GULBERG-II, LAHORE

Ph # 042-9263055-9, 9263064

[gm.acad@tevta.gop.pk](mailto:gm.acad@tevta.gop.pk), [manager.cur@tevta.gop.pk](mailto:manager.cur@tevta.gop.pk)

**TRAINING OBJECTIVES:**

The objective of this course is to provide the opportunity of vertical mobility academically as well as professionally to the hearing impaired students. The curriculum is designed / developed keeping in view requirements of the modern trends by more focusing on practical, dress making in traditional designs with fashion trends. This will also provide basic conceptual & practical training of Drafting & Sewing in a new stream of Matric for hearing impaired students. During this course students will learn to stitch their own cloths along with enhancing their academic skills to produce garment. The necessary theoretical knowledge is also imparted in order to produce capable & skillful workforce as per prevailing market demand and self-employed members of the society.


**CURRICULUM SALIENT:**

1. <b>Name of the Course</b>	Matric Vocational (Garment Group- for Hearing Impaired Students)
2. <b>Entry level</b>	Middle
3. <b>Duration of course</b>	2-Years
4. <b>Total training periods/Units</b>	2652 Periods
5. <b>Training Periods:</b>	40 Periods
5.1 Per week	
5.2 Per day	7 Periods
5.3 Friday	5 Periods
6. <b>Training Methodology :</b>	60%
6.1 Theory	
6.2 Practical	40%
7. <b>Medium of Instruction</b>	Urdu/English

**SKILL PROFICIENCY DETAILS: -**

On successful completion of this course, the trainee should be able to:-

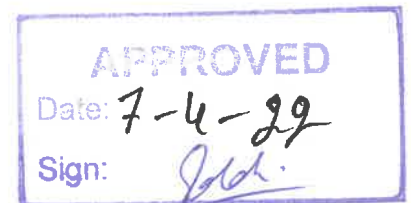
1. Understand the basic concept of Drafting, Pattern Making and Sewing.
2. Operate and maintain sewing and industrial machines.
3. Adopt safety & precautionary measures in handling of machines.
4. Practice of making draft, patterns for different sizes of: -
  - Kids
  - Teens (Males & Females) according to standard measurements.
5. Practice of stitching kids clothes and own size adult clothes.



**KNOWLEDGE PROFICIENCY DETAILS: -**

On successful completion of this course, the trainee should be able to: -

1. Understand the basic knowledge incorporated in the compulsory subjects Urdu, English, Islamiyat and Pak Studies and mathematics.
2. Understand the standard sizes of:
  - Kids cloth
  - Adult Clothes.
3. Understand:
  - a. Drafting & cutting techniques.
  - b. Sewing to kids and adult Cloth.
4. Comprehend:
  - Functions of various Industrial sewing machines.
  - a. Industrial Machine applicant.
  - b. Drafts of different sizes according to body measurements




**REVISED SCHEME OF STUDIES****Matric Vocational (Garment Group)****1<sup>st</sup> Year (9<sup>th</sup> Class)**

Sr. No.	Subjects	Theory Periods	Practical Periods	Total Periods
1.	Islamiyat-I	50	0	50
2.	Pakistan Studies-I	50	0	50
3.	Urdu-I	204	0	204
4.	English-I	204	0	204
5.	Mathematics-I	204	0	204
6.	Drafting & Pattern Making– I	34	136	170
7.	Introduction of simple Sewing Machine	34	102	136
8.	Sewing-I	34	272	306
<b>Total</b>		<b>816</b>	<b>510</b>	<b>1326</b>

**2<sup>nd</sup> Year (10<sup>th</sup> Class)**

Sr. No.	Subjects	Theory Periods	Practical Periods	Total Periods
1.	Islamiyat-II	50	0	50
2.	Pakistan Studies-II	50	0	50
3.	Urdu-II	204	0	204
4.	English-II	204	0	204
5.	Mathematics-II	204	0	204
6.	Drafting & Pattern Making– II	34	136	170
7.	Introduction of Industrial Stitching Machine	34	102	136
8.	Sewing-II	34	272	306
<b>Total</b>		<b>816</b>	<b>510</b>	<b>1326</b>



**DETAIL OF COURSE CONTENTS****MATRIC VICATIONAL  
(Garment Group)  
(02-YEARS)****9<sup>th</sup> CLASS****1. Islamiyat-I**

Sr. No	Detail of Topics	Theory Periods	Practical Periods
1.	As Per General Education (for sp. Edu.)	50	-
<b>Total</b>		<b>50</b>	<b>-</b>

**2. Pakistan Studies-I**

Sr. No	Detail of Topics	Theory Periods	Practical Periods
1.	As Per General Education (for sp. Edu.)	50	-
<b>Total</b>		<b>50</b>	<b>-</b>

**3. Urdu-I**

Sr. No	Detail of Topics	Theory Periods	Practical Periods
1.	As Per General Education (for sp. Edu.)	204	-
<b>Total</b>		<b>204</b>	<b>-</b>

**4. English-I**

Sr. No	Detail of Topics	Theory Periods	Practical Periods
1.	As Per General Education (for sp. Edu.)	204	-
<b>Total</b>		<b>204</b>	<b>-</b>

**5. Mathematics-I**

Sr. No	Detail of Topics	Theory Periods	Practical Periods
1.	As Per General Education (for sp. Edu.)	204	-
<b>Total</b>		<b>204</b>	<b>-</b>


**APPROVED**

Date: 7-4-22

Sign: 


**6. Drafting and Pattern Making-I**

Sr. No.	Detail of Topics	Theory Hours	Practical Hours
1.	<b>Introduction</b> 1.1 Introduction and importance of drafting. 1.2 Tools used in drafting 1.3 Body Measurements. 1.4 Scaling formula. 1.5 Small , Medium, Large and X.Large.	04	-
2.	<b>Neck lines and Sleeves</b> 2.1 Draft of Basic Neck lines. 2.1.1 V-Shape 2.1.2 U-Shape 2.1.3 Round Neck Line. 2.2 Draft of Basic Sleeves. 2.2.1 Full Sleeve 2.2.2 Half Sleeve 2.2.3 Three Quarter.	08	34
3.	<b>Drafting and Pattern Making of Casual Wear</b> 3.1 Draft of simple frock. 3.2 Draft of waist fitted frock 3.3 Draft of Yoke frock 3.4 Draft of umbrella frock 3.5 Draft of Blouse 3.6 Draft of Skirt 3.6.1 Straight skirt 3.6.2 Box Pleats. 3.7 Draft of T-shirt. (age group 5 years) 3.8 Draft of Nicker. (age group 5 years) 3.9 Draft of Simple Shirt (Student own Size) 3.10 Draft of Simple Salwar (Student own Size)	22	102
<b>Total</b>		<b>34</b>	<b>136</b>

**APPROVED**  
 Date: 7-4-22  
 Sign: 

**7. Introduction of Simple Machine**


Sr. No.	Detail of Topics	Theory Hours	Practical Hours
1.	<b>Introduction.</b> 1.1 Parts of machine 1.2 Care of Machine 1.3 Precautions while using machine. 1.4 Lubrication 1.5 Trouble shooting.	34	102
2.	<b>Final Project.</b> 2.1 Making of Drafting note book. 2.2 Pocket file of Patterns.	-	-
Total		34	102





**8. Sewing-I**

Sr. No.	Detail of Topics	Theory Hours	Practical Hours
1.	<p><b>Introduction to sewing</b></p> <p>1.1 Different kinds of seams and seam finishes.</p> <p>    1.1.1 Simple</p> <p>    1.1.2 Zig-Zag</p> <p>    1.1.3 Round</p> <p>    1.1.4 Double</p> <p>    1.1.5 Invisible</p> <p>1.2 Button Hole.</p> <p>1.3 Zipper</p> <p>1.4 Piping</p> <p>1.5 Hemming</p> <p>1.6 Pleats (Box, Simple, Pant)</p>	8	68
2.	<p><b>Sewing of Casual Wears</b></p> <p>2.1 Sewing of necklines</p> <p>    2.1.1 Round neckline</p> <p>    2.1.2 Square neckline</p> <p>    2.1.3 V neckline</p> <p>2.2 Sewing of Sleeves</p> <p>    2.2.1 Half Sleeve.</p> <p>    2.2.2 Full Sleeve and Three quarter, (Age group 5-Years)</p> <p>2.3 Sewing of Simple frock</p> <p>2.4 Sewing of waist fitted frock</p> <p>2.5 Sewing of Umbrella frock</p> <p>2.6 Sewing of Yoke frock</p> <p>2.7 Sewing of Blouse</p> <p>2.8 Sewing of Skirt</p> <p>    2.8.1 Straight Skirt.</p>	18	136



	2.8.2 Box Pleats.		
<b>3.</b>	<b>Sewing of Boys Clothes</b>		
	3.1 Sewing of Boy's Nicker	8	68
	3.2 Sewing of Boy's Simple Shirt (Own Size)		
	3.3 Sewing of Boys Salwar (Own Size)		
	<b>Total</b>	<b>34</b>	<b>272</b>

**APPROVED**  
 Date: 7-4-22  
 Sign: *[Signature]*

**DETAIL OF COURSE CONTENTS**

**MATRIC VICATIONAL  
(Garment Group)  
(02-YEARS)  
for  
10<sup>th</sup> CLASS**

**1. Islamiyat-II**

Sr. No	Detail of Topics	Theory Periods	Practical Periods
1.	As Per General Education (for sp. Edu.)	50	-
<b>Total</b>		<b>50</b>	<b>-</b>

**2. Pakistan Studies-II**

Sr. No	Detail of Topics	Theory Periods	Practical Periods
1.	As Per General Education (for sp. Edu.)	50	-
<b>Total</b>		<b>50</b>	<b>-</b>

**3. Urdu-II**

Sr. No	Detail of Topics	Theory Periods	Practical Periods
1.	As Per General Education (for sp. Edu.)	204	-
<b>Total</b>		<b>204</b>	<b>-</b>

**4. English-II**


Sr. No	Detail of Topics	Theory Periods	Practical Periods
1.	As Per General Education (for sp. Edu.)	204	-
<b>Total</b>		<b>204</b>	<b>-</b>

**5. Mathematics-II**

Sr. No	Detail of Topics	Theory Periods	Practical Periods
1.	As Per General Education (for sp. Edu.)	204	-
<b>Total</b>		<b>204</b>	<b>-</b>


**6. Drafting and Pattern Making-II**

Sr. No.	Detail of Topics	Theory Hours	Practical Hours
1.	<b>Introduction to drafting</b> 1.1 Tools used in drafting. 1.2 Body measurement. 1.3 Scaling Formula 1.4 Small Medium, Large, x.Large.	04	-
2.	<b>Drafting and Pattern Making of collar and Sleeves.</b> 2.1 Drafting of necklines. 2.1.1 Ban Neckline 2.1.2 Collar one. Piece 2.1.3 Collar two Piece 2.2 Drafting of Sleeves. 2.2.1 Cuff Sleeve. 2.2.2 Bell Shaped Sleeve.	08	34
3.	<b>Drafting and Pattern Making casual wears.</b> 3.1 Drafting of Kurta (Own Size) 3.2 Drafting of Choridar Pajama. 3.3 Drafting of Belt Salwar. 3.4 Drafting of Trouser. 3.5 Drafting of Gents Shalwar and Qameez. 3.6 Drafting of Gents Pent and Shirt.	22	102
<b>Total</b>		<b>34</b>	<b>136</b>



**7. Introduction to industrial Machines**

Sr. No.	Detail of Topics	Theory Hours	Practical Hours
1.	<b>Introduction to industrial Machine.</b> 1.1 Introduction to industrial machine 1.2 Parts 1.3 Care and Precautions 1.4 Lubrication 1.5 Troubleshooting	08	16
2.	<b>Practice on industrial Machine.</b> 2.1 Seams and seam finishes 2.2 Zipper 2.3 Butter hole 2.4 Over lock 2.5 Peeko 2.6 Dori piping 2.7 Final Project.	26	86
3.	<b>Making of Drafting Note Book.</b> Pocket file of patterns		
<b>Total</b>		<b>34</b>	<b>102</b>



**8. Sewing-II**

Sr. No.	Detail of Topics	Theory Hours	Practical Hours
1.	<b>Sewing of Collars and Sleeves</b> 1.1 Sewing of Ban Collar 1.1.1 Sewing of one piece Collars 1.1.2 Sewing of two piece Col two piece 1.2 Sewing of Sleeves 1.2.1 Sewing of Cuff Sleeves 1.2.2 Sewing of Bell Shape Sleeves	-	34
2.	<b>Sewing of Casual Wears</b> 2.1 Sewing of Kurta (own/adult size) 2.2 Sewing of Chorridar Pajama. (own/adult size) 2.3 Sewing of Belt Shalwar (own/adult size) 2.4 Sewing of Trouser (own/adult size)	17	102
3.	<b>Sewing of Gents Wears.</b> 3.1 Sewing of Gents Shalwar and Qameez. (own/adult size) 3.2 Sewing of Gents Paint and Shirt. (own/adult size)	17	136
<b>Total</b>		<b>34</b>	<b>272</b>


**APPROVED**  
 Date: 7-4-99  
 Sign: *[Signature]*

**LIST OF PRACTICAL****MATRIC VOCATIONAL  
(Garment Group)  
(02-YEARS)****9TH CLASS****Drafting and Pattern Making-I**

Sr.#	Topics
1.	Making draft of neckline.
2.	Making draft of Sleeves.
3.	Making draft of Simple frock.
4.	Making draft of Yoke frock.
5.	Making draft of waist fitted frock.
6.	Making draft of umbrella Frock.
7.	Making draft of Blouse.
8.	Making draft of
9.	Making draft of Skirt
10.	Making draft of Nicker
11.	Making draft of Simple Ladies Shirt
12.	Making draft of Simple Shalwar

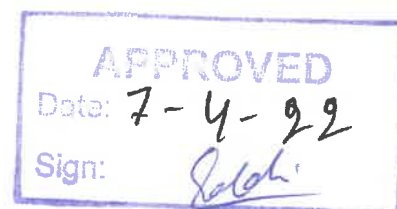
**Introduction to sewing machines-I**

Sr.#	Topics
1.	Learning how to use and care of machines
2.	How to Lubricate the machines
3.	Handle the Trouble Shooting of Machines
4.	Cleanliness of the sewing machines



**Sewing -I**

Sr.#	Topics
1.	Practicing of different seems.
2.	Making of Button Hole.
3.	Making of Zipper.
4.	Making of Piping.
5.	Making of Heaming.
6.	Making of Different Pleats.
7.	Making of neck Lines
8.	Making of Sleeves.
9.	Making of simple Frock.
10.	Making of Waist fitted frock
11.	Making of umbrella frock
12.	Making of Yoke frock
13.	Making of Blouse
14.	Making of Skirts
15.	Making of Boys Shirt
16.	Making of Nicker
17.	Making of Simple Shirt (Qameez).
18.	Making of Simple Shalwar.





**LIST OF PRACTICAL**

**MATRIC VICATIONAL**

**(Garment Group)**

**(02-YEARS)**

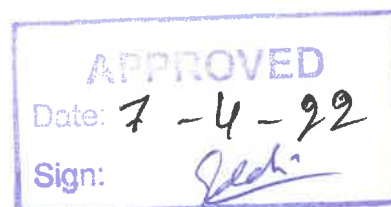
**10TH CLASS**

**Drafting and Pattern Making-II**

Sr.#	Topics
1.	Making draft of Collars
2.	Making draft of Sleeves
3.	Making draft of Kurta
4.	Making draft of Chorridar Pajama
5.	Making draft of Belt Shalwar
6.	Making draft of Trouser
7.	Making draft of Shalwar and qameez (gents)
8.	Making draft of Pent and Shirt.


**Introduction to industrial Machine**

Sr.#	Topics
1.	Making of different seems.
2.	Making of different Zipper.
3.	Making of different Button Hole.
4.	How to overLock the clothes.
5.	Learning of Peeko
6.	Making of Dori Piping.




**Sewing-II**

Sr.#	Topics
1.	Making of Kurta.
2.	Making of Choridar Pajama.
3.	Making of Belt Shalwar.
4.	Making of Trouser.
5.	Making of Gents Shalwar and Kameez.
6.	Making of Gents Pent Shirt.
7.	Making of Simple Shalwar.



LIST OF LABS

1. Pattern Making Lab.
2. Sewing Lab.
3. Industrial Stitching Lab.




**LIST OF TOOLS / MACHINERY / EQUIPMENT**

(For a Class of 25 Students)

<b>Name of Trade</b>	<b>Matric Vocational</b> (Garment Group) for Hearing Impaired Students
<b>Duration of Course</b>	2-Years

<b>Sr. No.</b>	<b>Tools/ Machinery / Equipment</b>	<b>Quantity</b>
1.	Flat Machine	As required
2.	Joki Machine	As required
3.	Over lock	As required
4.	Waist Band	As required
5.	Sewing Machine	25
6.	Paper Scissors.	25
7.	Clippers	25
8.	Rullers L-Shape.	25
9.	Rullers French Curve	25
10.	Inhes tape.	25
11.	Tracing Wheel	25
12.	Thimble	25
13.	Seam Ripper	25
14.	Iron	05
15.	Ironing Board	05
16.	Ironing Cloth	05
17.	Ironing Shower	05
18.	Pattern Making table	10
19.	Cutting table	10
20.	Student Table	25
21.	Student Chairs	01
22.	Teacher Table.	01
23.	Teaching Chair	01
24.	White Board	01

Developed by Curriculum Section, Academics Department, TEVTA

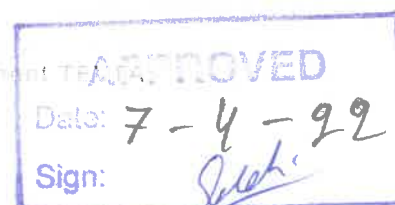


### LIST OF CONSUMABLES

(For a Class of 25 Students)

<b>Name of Trade</b>	<b>Matric Vocational</b> (Garment Group) for Hearing Impaired Students
<b>Duration of Course</b>	2-years

Sr. No.	Consumable Items	Quantity
1.	Eraser	As required
2.	Needle no. 14, 16, 18.	As required
3.	Needle Threaded.	As required
4.	Hand Sewing needles	As required
5.	Pencils	As required
6.	Sharpners	As required
7.	Ruler 12"	As required
8.	Thread	As required
9.	Common pins	As required
10.	Thumb pins	As required
11.	Tailoring chalks	As required
12.	Fusing	As required
13.	Brown paper	As required
14.	Card board paper	As required
15.	Pocket files	As required
16.	Tracing paper/ carbon paper	As required
17.	Cloth	As required




### MINIMUM QUALIFICATION OF INSTRUCTOR

- 3 years D.D.M with one year teaching experience
- 2-Years DDM with one year teaching experience
- 2 year diploma of CVG and DVG with one Year experience of teaching.
- 1-year diploma of Fashion Designing with two year teaching experience


**Note:**

Training of Special Education is compulsory after hiring.



**REFERENCE BOOKS**


<b>Sr. No.</b>	<b>Book Title</b>	<b>Author</b>
1.	Libass	Saeeda Ghani
2.	Patter Cutting Made Easy	Gillian Holman & step by step
3.	Step by step sewing Lourse.	Readers Digest



### EMPLOYABILITY OF PASS-OUTS

Student will be able.

- To learn stitching of kids wear.
- To learn stitching of adult wears.
- To learn stitching of own clothes.
- To open a tailoring shop.
- To start stitching at home level.
- To work in any boutique.





**CURRICULUM EVALUATION COMMITTEE**

**Ms. Tehmina Aziz**

Instructor,

GCT (W) Lytton Road Lahore.

**Convener**

**Mrs. Rashida Arif**

Jr. Instructor, Tailoring and Designing

Govt. VTCDP Lahore.

**Member**

**Ms. Samina Akhter**

Shop Assistant

GVTI (W) Devsamaj road Lahore

**Member**

